





# HOW TO DRAW A FLAMINGO




1. DRAW 1 SMALL OVAL AND 1 LARGER SHAPE WITH GAPS...




2. ADD 2 CURVED LINES TO JOIN THE BODY AND HEAD!



3. ADD AN OVAL FOR THE EYE...



4. ADD A DOT FOR THE EYE AND DRAW A BEAK!



5. FINISH OFF WITH 2 STICKS FOR LEGS

## SHARE YOUR ART



@twycrosszoo



#festivalofanimals