




HOW TO DRAW A SNOW LEOPARD




1. DRAW 1 LARGER, 1 SMALLER OVAL WITH 2 JOINED OVALS OVER THE TOP. AND JOIN UP...




2. ADD SOME EYES AND LITTLE OVAL EARS!



3. ADD DOTS FOR HIS NOSE AND CIRCLES FOR HIS EYES...



4. NOW ADD WHISKERS AND THE FAMOUS SPOTS!



5. FINISH OFF WITH A BIG SMILE!

SHARE YOUR ART



@twycrosszoo



#festivalofanimals