



HOW TO DRAW A


ZEBRA




1. DRAW 1 SMALL AND 1 LARGER EGG. JOIN UP WITH A NECK...




2. ADD SOME SAUSAGES FOR HER LEGS!



3. ADD A STICKY TAIL, AND LITTLE OVAL EARS...



4. NOW ADD A NOSE AND EYES. DONT FORGET A BIG SMILE!



5. FINISH OFF WITH THE ZEBRA'S STRIPES!

SHARE YOUR ART

 @twycrosszoo

 #festivalofanimals